



NATIONAL BUREAU OF STATISTICS

Selected Food Price Watch

(DECEMBER 2025)

Report Date: January 2026

CONTENT

Executive Summary	4
Methodology	3
National.....	6
North Central.....	9
North East.....	10
North West.....	11
South East	12
South West	13
South-South.....	14
Appendix.....	15
Contact	17

METHODOLOGY

Fieldwork is done solely by over 700 NBS Staff in all States of the federation supported by supervisors who are monitored by internal and external observers.

Prices are collected across all the 774 local government across all the States and the FCT from 10,000 respondents and locations. the CPI is calculate using the weight derived from household consumption expenditure on goods and services and the actual prices of goods and services collected from the field.

The average of all these prices is reported for each state and the total average for the states is the average for the country.

NBS audit team subsequently conducts randomly selected verification of prices recorded.

EXECUTIVE SUMMARY

The National Bureau of Statistics (NBS) recently rebased the **Consumer Price Index (CPI)**. This rebasing aligns the price and weight reference periods with the current economic environment. It also updates the composition of the goods and services basket and revises item weights. Consumption patterns constantly evolve, so the CPI basket is regularly updated. This includes adding new items, which can change some item specifications. Consequently, the prices of some items may no longer be comparable to previous versions, while others remain the same. For example, the old basket included "**Agric hen Egg (dozen)**", while in the new, rebased basket, the pricing is for "**Agric hen eggs, (a Crate of 30 pieces)**."

The December 2025 Selected Food Price Watch report shows that the average price of locally produced rice (1kg) stood at ₦1,845.08, representing a 5.11% year-on-year decline from ₦1,944.40 recorded in December 2024. On a month-on-month basis, the price also decreased by 0.91% compared to November 2025. Similarly, the average price of brown beans (1kg) was ₦1,250.11 in December 2025, reflecting a significant year-on-year decline of 50.02% from ₦2,501.32 in December 2024, alongside a further month-on-month decrease of 19.19%.

In the same period, the average price of beef boneless (1kg) rose by 11.95% year-on-year, from ₦6,150.18 in December 2024 to ₦6,885.09 in December 2025. Compared with November 2025, the price also declined by 0.33%. Likewise, the average price of tomatoes (1kg, sold loose) decreased to ₦1,057.10 in December 2025 from ₦1,453.50 in December 2024, representing a year-on-year reduction of 27.27%, while a month-on-month decline of 14.96% was also recorded. The average price of Palm oil stood at ₦2,425.47, this represents a 6.08% decrease when compare to December 2024 (year-on-year) and a decline of 3.32% month-on-month.

The December 2025 state-level price profile indicates notable variations across states. Kogi State recorded the highest average price for locally produced rice (1kg) at ₦2,159.88, while Yobe State reported the lowest average price at ₦1,466.71. For brown beans (1kg), Oyo State recorded the highest average price at ₦1922.02, whereas Taraba State had the lowest at ₦650.00. In the case of beef boneless (1kg), Anambra State recorded the highest average price at ₦8,673.13, while Benue State recorded the lowest at ₦5,419.10. Similarly, the average price of tomatoes (1kg) was highest in Rivers State at ₦1,400.21, while Plateau State recorded the lowest average price at ₦683.92.

A regional analysis indicates notable price variations across zones for selected food items. For locally produced rice (1kg), the North-Central zone recorded the highest average price at ₦2,014.72, followed by the South-West at ₦1,939.36, while the North-East reported the lowest average price at ₦1,636.50. In the case of brown beans (1kg), the highest average prices were observed in the South-south (₦1,704.66) and South-west (₦1,697.50) zones, whereas the North-west recorded the lowest price at ₦771.73. For beef boneless (1kg), the South-East had the highest average price at ₦8,309.47, followed by the North-East at ₦7,437.88, while the North-Central zone recorded the lowest average price at ₦6,378.74. Similarly, the average price of tomatoes (1kg) was highest in the South-South at ₦1,310.27, followed by the South-East at ₦1,198.76, while the North-West recorded the lowest average price at ₦760.33.

SELECTED FOOD PRICE WATCH - DECEMBER 2025

-National



Tomato

Highest Price



Rivers (N1400.21)

Lowest Price



Plateau (N683.92)

N1,453.50

DECEMBER 2024

YoY = -27.27%

N1,057.10

1KG
DECEMBER 2025

MoM = -14.96%

N1,243.02

NOVEMBER 2025

Rice local sold loose

Highest Price



Kogi(N2159.88)

Lowest Price



Yobe (N1466.71))

N1,944.40

DECEMBER 2024

YoY = -5.11%

N1,845.08

1KG
DECEMBER 2025

MoM = -0.91%

N1,861.95

NOVEMBER 2025

Beans brown,sold loose

Highest Price



Oyo(N1922.02)

Lowest Price



Taraba(N650)

N2,501.32

DECEMBER 2024

YoY = -50.02%

N1,250.11

1KG
DECEMBER 2025

MoM = -19.19%

N1,547.03

NOVEMBER 2025

Yam Tuber

Highest Price



Delta(N2600.21)

Lowest Price



Niger(N1100.42)

N1,905.90

DECEMBER 2024

YoY = 7.80%

N2,054.63

1KG
DECEMBER 2025

MoM = 0.94%

N2,035.59

NOVEMBER 2025

SELECTED FOOD PRICE WATCH - DECEMBER 2025

-National



Onion Bulb

Highest Price



Abia (N2301.73)

Lowest Price



Sokoto (N799.47)

N2,057.81

YoY = -43.03%

DECEMBER 2024

N1,172.39



DECEMBER 2025

MoM = -12.03%

N1,332.77

NOVEMBER 2025

Beef, boneless

Highest Price



Anambra (N8673.13)

Lowest Price



Benue (N5419.1)

N6,150.18

YoY = 11.95%

DECEMBER 2024

N6,885.09



DECEMBER 2025

MoM = -0.33%

N6,908.22

NOVEMBER 2025

Bread sliced 450g

Highest Price



Lagos (N1956)

Lowest Price



Yobe (N1024.7)

YoY =

DECEMBER 2024

N1,667.63



DECEMBER 2025

MoM = -0.58%

N1,677.28

NOVEMBER 2025

Palm oil: 1 bottle

Highest Price



Ekiti (N2800)

Lowest Price



Taraba (N2000)

N2,582.35

YoY = -6.08%

DECEMBER 2024

N2,425.47



DECEMBER 2025

MoM = -3.32%

N2,508.73

NOVEMBER 2025

SELECTED FOOD PRICE WATCH -DECEMBER 2025

-National



Wheat flour: prepacked (golden penny 2kg)

Highest Price



Kwara(N4663.13)

Lowest Price



Yobe (N3063.61)



N3,871.48

YoY = -5.67%

DECEMBER 2024



N3,652.11

2KG

DECEMBER 2025



N3,808.54

MoM = -4.11%

NOVEMBER 2025



Gari white,sold loose

Highest Price



Abia (N1099.85)

Lowest Price



Plateau (N486.85)



N1,184.77

YoY = -34.47%

DECEMBER 2024



N776.36

1KG

DECEMBER 2025



N819.70

MoM = -5.29%

NOVEMBER 2025



SELECTED FOOD PRICE WATCH - DECEMBER 2025

- NORTH CENTRAL




Tomato



N961.69



Beans brown,sold loose



N1,186.28



Rice local sold loose



N2,014.72



Bread sliced 500g



N1,726.00



Yam Tuber



N1,766.86



Palm oil: 1 bottle



N2,446.98



Beef,boneless



N6,378.74



Onion bulb



N897.91



Gari white,sold loose



N656.69



Wheat flour: prepacked (golden penny 2kg)



N3,979.81



SELECTED FOOD PRICE WATCH - DECEMBER 2025

- NORTH WEST




Tomato



N790.33



Beans brown,sold loose



N771.73




Rice local sold loose



N1,761.00



Bread sliced 500g



N1,723.45



Yam Tuber



N1,994.06



Palm oil: 1 bottle



N2,548.10



Beef,boneless



N5,925.26



Onion bulb



N957.39



Gari white,sold loose



N694.09



Wheat flour: prepacked (golden penny 2kg)



N3,547.43



SELECTED FOOD PRICE WATCH -DECEMBER 2025

- NORTH EAST



Tomato



N976.80

1KG

Beans brown,sold loose



N792.96

1KG

Rice local sold loose



N1,636.50

1KG

Bread sliced 500g



N1,476.28

1 Loaf

Yam Tuber



N1,971.62

1KG

Palm oil: 1 bottle



N2,310.62

1 Litre

Beef,boneless



N7,437.88

1KG

Onion bulb



N1,143.47

1KG

Gari white,sold loose



N707.68

1KG

Wheat flour: prepacked (golden penny 2kg)



N3,477.78

2KG

SELECTED FOOD PRICE WATCH - DECEMBER 2025

- SOUTH EAST




Tomato



N1,198.76

1KG

Beans brown,sold loose



N1,475.48

1KG


Rice local sold loose



N1,879.12

1KG

Bread sliced 500g



N1,615.20

1 Loaf

Yam Tuber



N2,318.29

1KG

Palm oil: 1 bottle



N2,243.36

1 Litre

Beef,boneless



N8,309.47

1KG

Onion bulb



N1,786.86

1KG

Gari white,sold loose



N913.51

1KG

Wheat flour: prepacked (golden penny 2kg)



N3,510.70

2KG

SELECTED FOOD PRICE WATCH -DECEMBER 2025

- SOUTH SOUTH




Tomato



N1,310.27

1KG

Beans brown,sold loose



N1,704.66

1KG


Rice local sold loose



N1,831.19

1KG

Bread sliced 500g



N1,693.33

1 Loaf

Yam Tuber



N2,493.24

1KG

Palm oil: 1 bottle



N2,357.00

1 Litre

Beef,boneless



N7,200.46

1KG

Onion bulb



N1,270.31

1KG

Gari white,sold loose



N934.35

1KG

Wheat flour: prepacked (golden penny 2kg)



N3,732.16

2KG

SELECTED FOOD PRICE WATCH -DECEMBER 2025

- SOUTH WEST




Tomato



N1,188.75

1KG

Beans brown,sold loose



N1,697.50

1KG

Rice local sold loose



N1,939.36

1KG

Bread sliced 500g



N1,743.76

1 Loaf

Yam Tuber



N1,885.71

1KG

Palm oil: 1 bottle



N2,592.37

1 Litre

Beef,boneless



N6,540.47

1KG

Onion bulb



N1,162.41

1KG

Gari white,sold loose



N808.33

1KG

Wheat flour: prepacked (golden penny 2kg)



N3,604.04

2KG

APPENDIX

Item Label	NORTH CEN- TRAL	NORTH EAST	NORTH WEST	SOUTH EAST	SOUTH SOUTH	SOUTH WEST
Agric hen eggs,	241.86	244.54	238.11	241.82	238.14	241.74
Agric hen eggs, (a Crate of 30 pieces)	5,810.74	6,268.57	5,649.79	6,258.66	5,833.95	5,861.79
Beans Brown	1,186.28	792.96	771.73	1,475.48	1,704.66	1,697.50
Beans white	1,195.85	759.82	731.02	1,462.80	1,668.92	1,509.67
Beef Boneless	6,378.74	7,437.88	5,925.26	8,309.47	7,200.46	6,540.47
Bread (sliced), 450g	1,726.00	1,476.28	1,723.45	1,615.20	1,693.33	1,743.76
Bread (unsliced), 450g	1,631.48	1,477.83	1,680.52	1,600.34	1,667.15	1,408.67
Carrots, fresh	1,650.62	1,409.08	1,613.24	2,321.64	2,474.27	2,216.17
Cat fresh fish	6,766.42	6,555.93	4,797.38	6,856.58	5,908.44	5,752.50
Chicken feet	4,399.59	3,726.61	2,655.33	3,861.85	4,304.39	4,920.83
Chicken meat (Frozen)	6,307.53	5,017.47	4,914.03	8,081.26	5,805.67	5,795.83
Chicken Wings	5,268.68	4,132.04	4,201.13	5,495.78	5,444.33	5,585.53
Cray fish small white	8,768.34	8,587.11	8,633.58	8,671.87	7,095.45	9,735.86
Dried fish, Bonga	7,798.58	7,626.51	5,689.78	9,366.32	6,670.85	6,831.74
Garri white	656.69	707.68	694.09	913.51	934.35	808.33
Garri Yellow	798.25	731.95	704.87	940.70	891.97	989.17
Ginger, fresh	5,314.83	3,788.75	4,605.71	6,047.32	6,000.41	6,662.18
Goat Meat Bone in	5,720.85	6,873.46	6,086.94	8,447.57	7,312.13	7,234.08
Groundnut oil, 75cl	3,016.71	3,018.77	3,236.10	2,441.04	3,708.96	3,223.50
Groundnuts, roasted, 75cl bottle	2,383.74	2,854.01	2,617.90	2,373.63	2,574.53	2,724.39
Irish Potatoe	1,636.21	1,611.70	1,171.71	2,358.58	2,603.76	2,275.91
Local Rice (Broken)	2,281.44	1,634.57	1,675.91	1,946.66	2,917.05	2,586.69
Mackerel, Frozen	7,634.82	5,873.50	4,458.17	6,110.33	5,475.37	5,211.48
Maize (Corn) Grains (White) sold loose	696.15	508.90	859.97	929.48	1,050.70	777.35
Onions, fresh	897.91	1,143.47	957.39	1,786.86	1,270.31	1,162.41
Palm oil, 75cl	2,446.98	2,310.62	2,548.10	2,243.36	2,357.00	2,592.37
Plantain (ripe)	2,293.97	1,901.81	1,804.58	2,090.98	2,207.63	2,199.45
Plantain (unripe)	2,500.16	1,945.76	1,863.24	2,155.90	2,217.26	2,147.83
Rice Local, short-Grained	2,014.72	1,636.50	1,761.00	1,879.12	1,831.19	1,939.36
Rice Long-Grained (Imported)	2,502.44	2,016.15	2,055.17	2,141.14	2,255.60	2,200.93
Semovita, Prepacked (1kg)	2,259.47	2,469.13	1,910.52	2,143.68	2,642.80	2,235.95
Smoked fish	6,330.49	6,716.82	4,794.28	7,226.57	6,758.81	6,290.50
Sweet potatoes	684.28	663.18	561.48	827.41	1,147.03	689.53
Tilapia fresh fish (Epiya)	6,640.79	5,851.90	4,610.85	6,241.26	5,812.93	6,054.10
Tin Milk-Evaporated, Peak Milk, 150g	1,051.27	1,104.61	879.22	1,094.59	1,135.45	1,054.94
Tin Milk-Evaporated, Three Crown Milk, 160g	862.45	1,049.81	861.49	923.12	991.57	904.84
Titus, frozen	7,088.35	5,619.76	6,819.15	6,357.61	6,026.01	5,934.33
Tomatoes, fresh	961.69	976.80	790.33	1,198.76	1,310.27	1,188.75
Vegetable Oil, 75cl	3,146.03	3,211.23	2,890.32	3,843.17	3,698.34	3,023.98
Watermelon whole, medium size fresh	1,901.50	1,638.36	1,539.77	2,388.87	2,387.03	2,385.39
Wheat Flour, Prepacked (2kg)	3,979.81	3,477.78	3,547.43	3,510.70	3,732.16	3,604.04
Yam Tuber	1,766.86	1,971.62	1,994.06	2,318.29	2,493.24	1,885.71

Item Label	Average of December- 24	Average of November- 25	Average of December- 25	MoM	YoY	Highest	Lowest
Agric hen eggs,	252.17	244.97	240.96	- 1.64	- 4.45	Borno (270.44)	Gombe (222.37)
Agric hen eggs, (a Crate of 30 pieces)		5,966.17	5,927.11	- 0.65		Taraba (6950)	Niger (5298.66)
Beans Brown	2,501.32	1,547.03	1,250.11	-19.19	- 50.02	Oyo (1922.02)	Taraba (650)
Beans white	2,319.04	1,430.58	1,200.88	-16.06	- 48.22	Bayelsa (1785.36)	Bauchi (675)
Beef Boneless	6,150.18	6,908.22	6,885.09	- 0.33	11.95	Anambra (8673.13)	Benue (5419.1)
Bread (sliced), 450g		1,677.28	1,667.63	- 0.58		Lagos (1956)	Yobe (1024.7)
Bread (unsliced), 450g		1,580.63	1,581.29	0.04		Kogi (1907.58)	Ekiti (1062)
Carrots, fresh		1,923.61	1,920.33	- 0.17		Delta (2680.02)	Borno (848.96)
Cat fresh fish	4,347.44	6,097.45	6,068.40	- 0.48	39.59	Plateau (8323.59)	Kaduna (3700.07)
Chicken feet	3,397.83	3,743.12	3,956.88	5.71	16.45	Osun (5500)	Jigawa (2435.11)
Chicken meat (Frozen)	6,473.81	5,924.20	5,910.03	- 0.24	- 8.71	Enugu (8858.51)	Taraba (4500)
Chicken Wings	4,422.80	4,954.24	4,992.94	0.78	12.89	Ogun (6480)	Plateau (3626.86)
Cray fish small white		8,606.72	8,586.04	- 0.24		Ekiti (10000)	Bayelsa (6200.27)
Dried fish, Bonga		7,263.98	7,243.91	- 0.28		Enugu (10208.05)	Katsina (5207.98)
Garri white	1,184.77	819.70	776.36	- 5.29	- 34.47	Abia (1099.85)	Plateau (486.85)
Garri Yellow	1,296.93	887.97	835.24	- 5.94	- 35.60	Oyo (1130)	Adamawa (500)
Ginger, fresh		5,390.56	5,361.85	- 0.53		Lagos (7690)	Gombe (3171.08)
Goat Meat Bone in		6,911.39	6,848.93	- 0.90		Imo (8747.7)	Kogi (4034.2)
Groundnut oil, 75cl		3,336.13	3,126.55	- 6.28		Delta (4250.6)	Adamawa (2250)
Groundnuts, roasted, 75cl bottle		2,669.61	2,589.11	- 3.02		Taraba (3550)	Bauchi (2200)
Irish Potatoe	1,818.29	1,706.92	1,902.61	11.46	4.64	Bayelsa (2900.55)	Zamfara
Local Rice (Broken)		2,207.92	2,169.31	- 1.75		Delta (3250.81)	Adamawa (1250)
Mackerel, Frozen	4,287.65	5,818.56	5,799.04	- 0.34	35.25	Plateau (9079.87)	Zamfara
Maize (Corn) Grains (White) sold loose	1,151.13	843.77	798.97	- 5.31	- 30.59	Akwa Ibom	Adamawa (375)
Onions, fresh	2,057.81	1,332.77	1,172.39	-12.03	- 43.03	Abia (2301.73)	Sokoto (799.47)
Palm oil, 75cl	2,582.35	2,508.73	2,425.47	- 3.32	- 6.08	Ekiti (2800)	Taraba (2000)
Plantain (ripe)	1,533.68	2,133.62	2,081.03	- 2.47	35.69	Plateau (2714.83)	Gombe (1386.45)
Plantain (unripe)	1,550.15	2,202.13	2,140.23	- 2.81	38.07	Plateau (2952.94)	Gombe (1601.04)
Rice Local, short-Grained	1,944.40	1,861.95	1,845.08	- 0.91	- 5.11	Kogi (2159.88)	Yobe (1466.71)
Rice Long-Grained (Imported)	2,520.78	2,219.55	2,201.22	- 0.83	- 12.68	Abuja (2708.88)	Yobe (1815.44)
Semovita, Prepacked (1kg)		2,360.40	2,270.15	- 3.82		Adamawa (2800)	Kaduna (1849.89)
Smoked fish (Mackerel)		6,283.71	6,286.57	0.05		Taraba (9250)	Kebbi (3597.81)
Sweet potatoes	930.79	809.68	752.86	- 7.02	- 19.12	Delta (1220.8)	Plateau (470.29)
Tilapia fresh fish (Epiya)	4,106.72	5,880.42	5,845.44	- 0.59	42.34	Benue (8377.53)	Sokoto (3746.63)
Tin Milk-Evaporated, Peak Milk, 150g	1,014.74	1,056.80	1,047.47	- 0.88	3.23	Enugu (1406.08)	Kano (807.3)
Tin Milk-Evaporated, Three Crown Milk, 160g		950.77	928.66	- 2.33		Yobe (1289.25)	Ekiti (791)
Titus, frozen	4,725.17	6,413.41	6,341.11	- 1.13	34.20	Kwara (8957.38)	Adamawa (5100)
Tomatoes, fresh	1,453.50	1,243.02	1,057.10	-14.96	- 27.27	Rivers (1400.21)	Plateau (683.92)
Vegetable Oil, 75cl	3,362.83	3,264.55	3,272.21	0.23	- 2.69	Abia (4000)	Adamawa (2550)
Watermelon whole, medium size fresh		2,120.92	2,013.45	- 5.07		Lagos (2600)	Sokoto (1264.74)
Wheat Flour, Prepacked (2kg)	3,871.48	3,808.54	3,652.11	- 4.11	- 5.67	Kwara (4663.13)	Yobe (3063.61)
Yam Tuber	1,905.90	2,035.59	2,054.63	0.94	7.80	Delta (2600.21)	Niger (1100.42)

CONTACT



National Bureau of Statistics

Head Office
No. 1, Wole Olanipekun Street,
Formerly, Plot 762, Independence Avenue,
Off Constitution Avenue,
CBD, Abuja, F.C.T.

Bonaventure Nwosu

Information Desk
Head, Communication and Public Relations
Department (C&PRD)
Phone +2348033109882
bnwosu@nigerianstat.gov.ng

Moses Mathew

Statistical Information Officer
Department (C&PRD)
Phone +2347069071157
matmoses@nigerianstat.gov.ng



@nbs_nigeria



NBSNIGERIA



Nbs_nigeria

